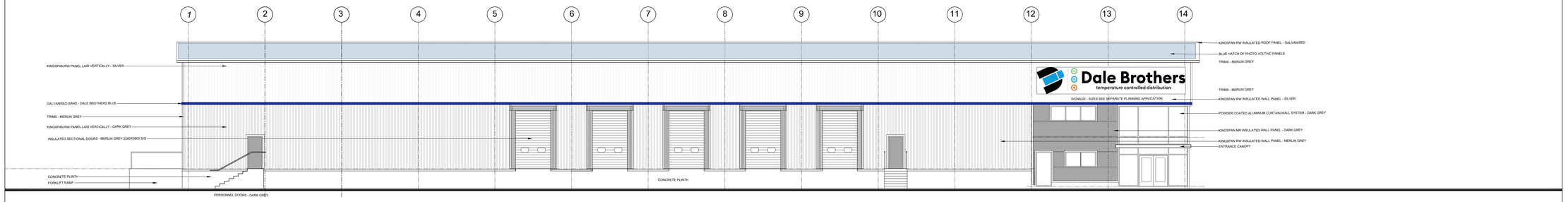

FRONT ELEVATION 1:100@A0

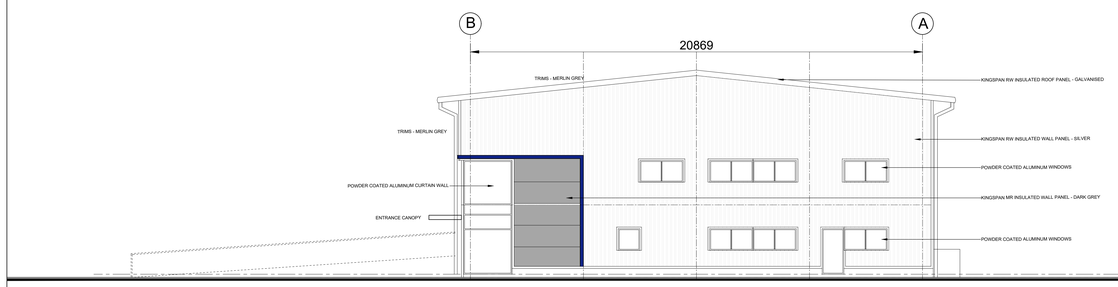

SIDE ELEVATION (OFFICES) 1:100@A0

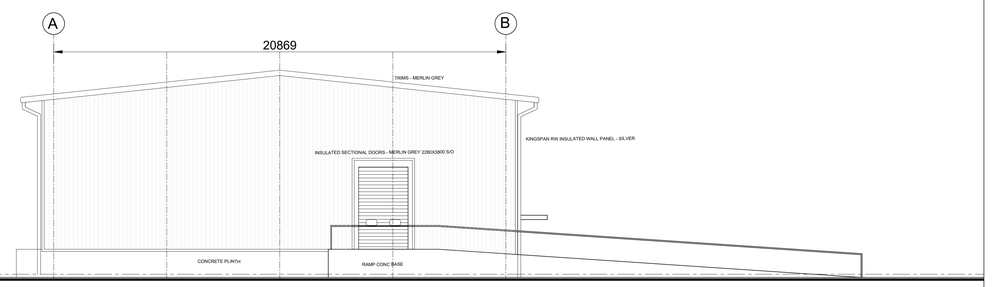

SIDE ELEVATION (CHILL STORE) 1:100@A0

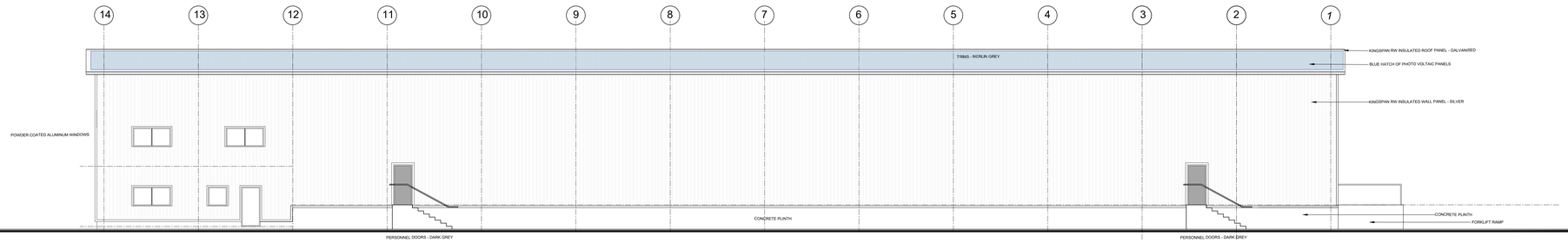

REAR ELEVATION 1:100@A0

ELEVATIONS AS PROPOSED

DO NOT SCALE THIS DRAWING

IMPORTANT
DRAWING TO BE READ IN CONJUNCTION WITH STRUCTURAL ENGINEER'S DRAWINGS & INFORMATION

PLEASE NOTE

Due to the age, materials, construction & layout of existing buildings dimensions and levels may vary according to location.
Whilst best efforts are made, wall thicknesses sometimes differ according to height & walls which are not straight & may 'bend' mid-run. Also due to slightly sloping ceilings/floors, clear heights may differ dependant on where existing measurements are taken.

This drawing and the works depicted are the copyright of Design and Planning Associates Ltd (DPA) and may only be reproduced with written permission. No alteration to the design or specification in part or whole to be made without the written approval of DPA.

All dimensions and levels depicted are subject to checking and verified on site prior to construction. Any discrepancies are to be immediately notified to DPA. Figured dimensions to be used only.

The information contained in this drawing must only be used at the named location. The location of any services indicated on this drawing are approximate only and must be checked on site by the main contractor before commencing works.

Client/Contractor is to be responsible for locating any underground services.

CDM Regulations - Where applicable the designers hazard identification sheets to be read in conjunction with all consultants drawings, specifications and existing record drawings. It is considered that a competent contractor will be able to identify hazards associated with the project from the information above, and take the necessary precautions to deal with any risks to health and safety.
CDM - for the avoidance of doubt the Principal Contractor is reminded that he is fully and solely responsible for the day-to-day management of site safety.

Compliance with the construction design and management regulations(CDM) is the sole responsibility of the client unless we are otherwise instructed in writing.

CONSTRUCTION NOTES GENERALLY:
Notwithstanding anything contained in this document or any other document forming part of the basis of the works every aspect of the works/installation is to comply with all requirements and all recommendations of all relevant Associations, Manufacturers, BRE Digests, British Standards, Codes of Practice, Building Regulations, Bye-Laws, Acts, Regulations, Planning Authority, Environmental Health Department, Fire Authorities, Water Authorities, Gas Authority, Electricity Authority, Institute of Heating and Ventilating Engineers and IEE Regulations.

1:100 1m 2m 3m 4m 5m 6m 7m 8m
Scale bars for information only and not for construction

NOT APPROVED FOR CONSTRUCTION

Dale Brothers
temperature controlled distribution

rev	description	date	author	checked
F	Re-design	19/04/23	GP	-
E	Re-design	14/04/23	GP	-
D	roof height adjusted	24/03/23	GP	-
C	redesign	23/03/23	GP	-
B	loading bay added to ambient store	03/01/23	GP	-
A	Elevations amended	29/12/22	GP	-

PLANNING

client
DALE BROTHERS UK LTD

project
NEW OFFICE AND WAREHOUSING,
67 HORTONWOOD, TELFORD

drawing
ELEVATIONS AS PROPOSED

project no.	date	scale
22036	05/22 drawn GP	1/100 @A0 1/200 @A2

dpa
Design and Planning Associates Ltd
Salop House,
13 Salop Road,
Oswestry,
Shropshire,
SY11 2NX
T: 01691 659 095
E:info@dpadesign.co.uk
www.dpadesign.co.uk

drawing no.
P-20
SK=SKETCH/FEASIBILITY
P=PLANNING
T=TENDER
BR=BUILDING REGULATION
AB=AS BUILT

revision
F